



Chips & Tips

Newsletter of the Santa Clara Valley Carvers – Chapter #1 California Carvers Guild

February 2025

SCVC is a non-profit educational (501-C) organization under the California Carvers Guild. The Santa Clara Valley Carvers meet Mondays 10AM-2PM. And Thursdays 7PM to 9PM. See the Calendar for time and locations.

There is a \$5 a year Club membership fee for all members.

But there's an additional yearly fee of \$35 for each member 55+ years who attend the Monday meetings to use the facility and enjoy all classes at the center, paid at the front desk of the Adult Recreation Center.

California Carving Guild dues are \$25, and the treasurer will collect them and send in. These are optional dues but helps supports carving in the state of California.

Chapter Contacts:	Chapter Links:
<p>President: Roman Chernikov</p> <p>Vice President: Jim Phipps</p> <p>Secretary: Dan Brady</p> <p>Treasurer, SCVC and CCG membership: Gary Paulson</p> <p>CCG Advisor: Roman Chernikov</p> <p>SCVC Advisor: Dave Osterlund</p> <p>Editor: Rena Gooding</p> <p>Web Master: Roman Chernikov</p>	<p>To contact send an email to: contact@santaclaravalleycarvers.org</p> <p>Web Site: https://SantaClaraValleyCarvers.org</p> <p>Newsletter deadline is the 25th of the month. Send photos and articles to editor@santaclaravalleycarvers.org</p> <p style="text-align: center;">February</p>

President's Message

Dear SCVCarvers,

January 2025 went through swiftly, but we have many updates already. We voted for the new officers, and I am glad to announce that all positions were filled unanimously. Thanks to twelve club members who voted in person or by email.

Gary, our new treasurer, and Dan, our new secretary, are finalizing work on our roster to combine a comprehensive list of our members. If you haven't done that yet, please support our mission in promoting woodcarving by keeping your SCVC membership up to date with only \$5 per year. Your support will also ensure that you will continue to receive our newsletters and internal communication through the SCVC email list and enjoy other benefits such as group orders of wood, discounts on purchasing tools from certain suppliers, free mentorship sessions, etc. If you decide not to continue your SCVC membership, your email address will be removed from our email list.

We overhaul our group projects and target 4 group projects per year. We encourage all club members to whittle simple projects through the year, such as Halloween pumpkins, winter icicles, kitchen trinkets, etc., but participation is optional. We will show those wood carvings in our display case in the lobby of the Adult Recreation Center for a month. You may see the current schedule on our website: <https://santaclaravalleycarvers.org/workshops/>. I am glad that most of us have started working on their name tag as the first group project of the year.

Sadly, Alan Huntzinger, our previous club president, passed away in early January. He has been a kind, knowledgeable carver with a positive attitude and great humor. It was a pleasure to carve with Alan. He will be missed.

We continue our focus on collaboration with local woodcarving and woodturning clubs and other non-profit organizations to participate in local events. We also focus on closer cooperation with California Carver's Guild (CCG, <https://www.cacarversguild.org/>), an umbrella organization for most wood carving clubs in California. SCVC is a chapter 1 of CCG. We get insurance coverage through CCG. So, consider supporting CCG by becoming a CCG member (\$25 per year).

I also wanted to thank everyone who supports SCVCarvers through volunteering or donations. Things don't happen by themselves. All activities, events, and newsletters are backed by volunteer work behind the scenes. Let's thank Rena for regular newsletters, Gary and Dave for tackling our finances, Dan for managing access to our Thursday meetings, and everyone who contributes by sharing their projects, sending out their pictures, or in many other ways. We are in this carving hobby together, and let's continue working together to promote woodcarving to the public and have fun carving together. Any contribution, even if small, is welcome, such as sweeping the floor, sharing a link to a nice wood carving video, or giving away SCVC fliers to your friends and acquaintances.

Roman Chernikov
President of Santa Clara Valley Carvers

New Officers

We had a business meeting on January 6 and voted for our club leadership team. Twelve club members have voted for nominees to fill all officer positions:

Officer positions

President: Roman Chernikov
Vice President: Jim Phipps
Secretary: Dan Brady
Treasurer: Gary Paulson

Other positions

Newsletter Editor: Rena Gooding
SCVC Adviser: Dave Osterlund
CCG Adviser: Roman Chernikov

Calendar and Meeting Locations

Monday Day Meeting

10am to 2pm

Los Gatos Adult Recreation center

208 E. Main St. Room 206, Los Gatos, CA (Members 55+)

Thursday Night Meeting

7pm to 9pm

Silicon Valley Monterey Bay for Boy Scouts of America

1900 The Alameda unit #100

San Jose, CA 95126 (All Adults and Children over 10 years with Parents are welcome)

Other Opportunities

Zoom meeting Mondays 7-8 with Tri-Valley Carvers. Contact us if interested.

Monday Meetings

Thursday Meetings

February, and March we will be working with Boy Scouts on Merit badges
(See article below for more information)

Woodcarving Meeting Schedule Changes

Due to the President's Day, the Adult Recreation Center is closed on Monday, 2/17, and Friday, 2/21. We will meet on Tuesday, 2/18, during the short week.

The same will happen due to Memorial Day. The facility will be closed on Monday, May 26. We will meet on Tuesday, 5/27, instead.

Visit our website for the latest schedule updates: <https://santaclaravalleycarvers.org/>

Upcoming events:

May 10, 2024 – Santa Clara Valley Carvers have been invited to set up a booth at the largest local gathering of scouts of the year. This is Scout-O-Rama on May 10 at History Park, San Jose.

April 20, 27, 2025 – Whittle a kitchen trinket – a group wood carving project.


April: Blossom Festival in Saratoga. Details to follow.

April 6-12, 2025 – Oakhurst Woodcarvers Rendezvous at the Community Center in Oakhurst, CA. Organized by Central Sierra Woodcarvers.

February 13 and 20, 2025 – introduction to Wood Carving Merit Badge for Scouts.

Find all details on future and previous events on our website: <https://santaclaravalleycarvers.org/events/>

Alan D. Huntzinger will be missed



Alan D. Huntzinger, a San Jose civil engineer, passed away on January 8, 2025, at 84. He was a respected professional in his field, serving as the Chief Engineer at A.C. & H. Civil Engineers, Inc. Huntzinger was also associated with Geissler Engineering & Laguna Surveying, where he was responsible for all land surveying. Alan maintained a strong reputation throughout his career in the construction industry, ranking in the top 1% of California contractors.

Alan joined a local woodcarving club, Santa Clara Valley Carvers, in 2002 and served as club president in recent years. He had diverse carving skills and enjoyed carving in the round, chip carving, and relief carving, but his specialty was carving found wood. He organized and participated in many woodcarving events such

as Cars in the Park, Saratoga Blossom Festival, Tri-Valley Carvers woodcarving show, etc. Alan was always kind and supportive. He has been carving with the group until the end. Alan will be missed.

Samples of some of his carvings and Alan at our Holiday Parties.



More of Alan's Carvings



More of Alan's Carvings



This carving has Alan and his wife's names carved in the design.



What are the Wood Carvers working on?

Dan Brady



Dan is an experienced carver, woodturner, leader, and instructor for a local scout organization. Dan carves in many styles, from simple whittling chip carving, and relief. Sometimes he combines turning and woodcarving in his projects

Dave Osterlund



Dave is one of the most experienced wood carvers in our club. He joined SCVC club in 2002 and, since then, carved countless projects, such as delicate spoons, Santas, and Vikings

David Vannier



We'd like to acknowledge David Vannier, a member of the West Bay Woodturners (<https://westbaywoodturners.com/>) and Silicon Valley Woodturners (<https://www.svwoodturners.com/>). Although not a formal member of SCVC, David has helped facilitate collaboration between our woodcarving community and local woodturning groups. When he learned of Alan's passing, David kindly offered to turn an urn, a thoughtful gesture that we appreciate.

The urns were crafted from birch wood that came from Alan's own backyard, a tree that was cut down in 2020. After being exposed to the elements for a few years, the wood developed visible spalting on its wild grain, adding a unique character to the finished pieces. David carefully turned this special wood into beautiful urns, creating a meaningful and personal tribute to Alan's memory.



David Clarke

an experienced furniture maker, joined our club last year to explore the art of wood carving and enhance his custom-made pieces with carved elements. He's since completed several projects and has developed a fondness for whittling and chip carving. One of his recent creations is a beautifully crafted spoon, featuring well-balanced proportions and an intricate chip-carved design. The spoon's center rosette and stylized flower motifs showcase David's growing skill and attention to detail in this new medium.

Connie Wilson

Connie is celebrating her one-year anniversary with our wood carving group, and what a year it's been! She's completed numerous projects and significantly increased her carving skills. One of her most enchanting creations is the magic fairy doors pictured here. The fairy door on the right holds special significance as Connie's first painted wood carving project. To add depth and realism to the stones, she used a spot-painting technique, layering black, gray, and white paint to achieve a smooth gradient of light and shade. The result is a charming, whimsical touch that brings her fairy doors to life.

Gary Paulson



Gary shares his love of silver wiring, a unique technique that involves embedding silver ribbons into wooden projects to create intricate and eye-catching designs. The contrast between the wood and shiny silver adds an extra layer of beauty to his pieces, making them truly stunning. In addition to his wooden creations, Gary also does pierced carvings of delicate eggshells. He carves duck, ostrich, and other types of eggs with intricate patterns demonstrating his remarkable attention to detail and craftsmanship. Gary joined SCVC in 2007.

Jim Phipps



Jim joined SCVC in 1999 and has served as a Vice president for many years. His opinions and guidance on the club matters are invaluable. Jim always participates in our wood carving events and always shares stories about his whitling projects with the visitors.

Jon Tretter



Jon joined SCVC last week, but he had already picked up a project and started learning how to use a carving knife.

Mike Campi

Mike is a long-time carver and instructor teaching scouts how to whittle and sharpen carving knives safely. Mike brought this amazing carving of a horse that he picked up at an estate sale. He fixed and glued up a couple of damages, so it looks great again.



Pranay Agrawal

Pranay started attending SCVC meetings in December 2024. He enjoys carving spoons and spatulas using green wood of various species, such as apple, cherry, and walnut.





Rena Gooding

Rena has been a very active member since 2006. She is carving a teddy bear this month. She also enjoys carving lizards, children, reliefs and Santas.



Roman Chernikov

Roman is whittling a pencil-shaped name tag. Work in progress.

He also recently published a free chip carving pattern: Fir Holiday Rosette. If you are interested in chip carving, read about the pattern on his website and try chip carving it when you have time <https://readntry.com/fir-holiday-rosette-chip-carving-pattern/>



John Parissenti

He is our newest member. Welcome John.

Jordan Makower's Linoleum Block Prints 32nd Orchard Street

This is what my grandfather's and father's store looked like in 1948. It existed for about 50 years, on the Lower East Side of Manhattan. Crowds of people pulsed and pushed through this street, looking for bargains, 6 days a week, 12 hours each day.

This linoleum block is 5"long x 4"high.



I had been asked by my carving group leader to provide step-by-step images of my linoleum carving process.

Other people carve stunning patterns and beautiful pictures; I mostly carve my memories of things I've seen, to share my life with the people who may view my work.



Managing and operating a mostly retail store in the lower East Side of Manhattan took a lot of effort.

Neither my grandfather, (shown in front of the window marked TEE & EMM Knit-Wear), nor father (shown immediately to the left of the large pot-bellied stove on the cart) had time for family, except perhaps Saturdays, when the store was closed. Even between the two of them, the relationship that I saw, as I grew up, seemed to be mostly businesslike



Gondola Ride (2009)

This is 4" x 5" linoleum block, after 2 hours of work. It captures a memory of our trip to Venice. Outlining of key elements has been done below with a Speedball #1 fine "V" gouge. In the next phase, areas intended to print 'light/colored' will be carved away, as each block is a negative. Uncarved regions will print as 'darker'. Shading is produced by closely spaced carved lines.

