



Chips & Tips

Newsletter of the Santa Clara Valley Carvers – Chapter #1 California Carvers Guild

October 2024

SCVC is a non-profit educational (501-C) organization under the California Carvers Guild. The Santa Clara Valley Carvers meet Mondays 10AM-2PM. The meetings are held at the Los Gatos Adult Recreation Center at 208 E. Main, Los Gatos, CA.

There's a yearly dues of \$30 for each member 55+ years to use the facility, paid at the front desk of the Adult Recreation Center.

California Carving Guild dues are \$25, and Dave Osterlund will collect them and send in. These are optional dues but helps supports carving in the state of California.

| Chapter Contacts: | Chapter Links: |
|---|---|
| <p>President: Alan Huntzinger</p> <p>Vice President: Jim Phipps</p> <p>Secretary: Roman Chernikov</p> <p>Treasurer, SCVC and CCG membership: Dave Osterlund</p> <p>CCG Advisor: To be filled.</p> <p>Editor: Rena Gooding</p> <p>editor@santaclaravalleycarvers.org</p> <p>Web Master: Roman Chernikov</p> | <p>To contact send an email to:</p> <p>contact@santaclaravalleycarvers.org</p> <p>Web Site: https://SantaClaraValleyCarvers.org</p> <p>Newsletter deadline is the 25th of the month. Send photos and articles to</p> <p>editor@santaclaravalleycarvers.org</p> <p style="text-align: center;">October</p> |

PREZ SEYS,

I started this section right after the two show we attended in mid=September. Now, of course, I cannot find the original document. So, I must go from memory. As I remember, everyone liked both the Tri-Valley carving show and the Antique Autos in the Park.

Now I also have another excuse. On Tuesday September 29th, the day after our usual wood carving class, my legs swelled up from ankles to waist. My primary doctor ordered me to immediately check into Stanford Hospital. I previously had tried for months to complain about various recovery problems, but to no avail. I spent another 4 days in the hospital . The first day I dropped 10 pounds of excess water. This week I have appointments with cardiologists to set proper recovery.

This month we are decorating the front entry table with pumpkins. If you want to show off your pumpkins, bring them by. Prez, Alan

Calendar and Meeting Locations

Monday Meeting

10am to 2pm

The club will be meeting at the Los Gatos Adult Recreation center at 208 E. Main St. Room 206, Los Gatos, CA (Members 55+)

Other Opportunities at neighboring clubs

Thursday 10:00 AM - 11:30 AM - Tri-Valley (Pleasanton) wood carvers (Zoom)

November 1st

Deadline for National Woodcarvers Association Holiday ornament Share and Care Campaign. <https://chipchats.org/Holiday-Ornament>

November 11th

Veterans' Day. Monday Club will meet on Tuesday the 12th. We will email reminders.

December to be Announced

We will have a Holiday party. Details to be emailed out later.

Change in Frequency of Our Newsletter

Our Monthly Newsletter is changing into a Quarterly newsletter. The Issues will be Published on:

January 1, 2025

April 1, 2025

July 1, 2025, and

October 1, 2025

If there are any changes or announcements that need to be known during that time, like always, they will be emailed out to the members.

The next issue to be published will be January 1, 2025.

Our 2024 Woodcarving Picnic

Last month, we held a fantastic woodcarving picnic at Oak Meadow Park in Los Gatos, CA! Having a casual get-together with our club members, their spouses and friends was very enjoyable. We also had tables displaying various wood carving styles, live demonstrations making the event a huge success. Thank you to everyone who participated and helped to promote wood carving to the public. Don't miss our next event – stay tuned for details!

[Learn more about our woodcarving picnic.](#)



From left to right: Roman, Jim, Gary, Rena, David, Alan, Carol, Bruce, David.

Our Club at the Tri-Valley Carving Show

Alan Huntzinger



Jim Phipps



Joanne Carroll



Ron Richards and Jordan Makower




Roman Chernikov




Jordan Makower's Linoleum Block Prints

Children and Oak Meadow Train



1908 Model T Ford

I love old cars and, 70 years ago, almost bought a decrepit Model A, but fortunately I didn't have the \$75 😊. This is a 4"x5" linoleum block.




Ron's Sailboat

Ron is a guy in my exercise class. We both love sailing, but he has done much more than I ever had. He brought in a photo of his Dad sailing.

It resonated with me, although my Styrofoam KOOL Sea snark never operated in a wind like this.

The block is 2" x 3". This amount of carving represents about 2.5 hours.



Jordan also completed a commission print to be shown in the January 2025 issue

Jordan did a beautiful Linoleum block print for a commission. We will publish the photos in the January 1, 2025 issue, so we don't spoil any Christmas surprises. In the creation of a print, Jordan sent some planning details that need to be considered on every project.

There are so many variables involved in printing, assuming the carving is good. Here are a few:

The weight of the paper

The paper's texture

The type of rubber brayer (roller) used to apply ink

The size of the roller (wider is not necessarily best)

The color (and company) that manufactured the ink

The type of pressure exerted on the paper (fingers, baren, other)

The areas covered by the pressure

The amount of ink used

The first print is one that simply absorbs the excess ink

Retouching after the print has dried(to assure evenness of the applied ink, avoiding slightly bare areas)