



Chips & Tips


Newsletter of the Santa Clara Valley Carvers – Chapter #1 California Carvers Guild

February 2024

SCVC is a non-profit educational (501-C) organization under the California Carvers Guild. The Santa Clara Carvers meet Mondays 10AM-2PM, and Thursdays 7PM-9PM, so that we can accommodate diverse schedules. Monday meetings are held at the Los Gatos Adult Recreation Center at 208 E. Main, Los Gatos, CA. For Thursday meetings, contact Dave Osterlund at d_osterlund@msn.com or Contact: Alan Huntzinger .

There's a yearly dues of \$30 for each member 55+ years to use the facility, paid at the front desk of the Adult Recreation Center.

California Carving Guild dues are \$25, and Dave Osterlund will collect them and send in. These are optional dues but helps supports carving in the state of California.

Chapter Contacts:	Chapter Links:
<p>President: Alan Huntzinger</p> <p>Vice President: Jim Phipps</p> <p>Secretary: Roman Chernikov</p> <p>Treasurer, SCVC and CCG membership: Dave Osterlund</p> <p>CCG Advisor: To be filled.</p> <p>Editor: Rena Gooding</p> <p>editor@santaclaravalleycarvers.org</p> <p>Web Master: Roman Chernikov</p>	<p>To contact send an email to:</p> <p>contact@santaclaravalleycarvers.org</p> <p>Web Site: https://SantaClaraValleyCarvers.org</p> <p>Newsletter deadline is the 25th of the month. Send photos and articles to</p> <p>editor@santaclaravalleycarvers.org</p> <p>February</p> 

PREZ SEYS:

A new lady has started carving with us, her name is Connie. She has some experience with wood working.. Her first project is to carve a replacement deer head for her Black Forest cocoo clock. Connie could only find a 3/4 view. So, she cut out the 3/4 view wood blank to carve. Now, our friend, Debbie the embroiderer lady, is sewing a forest scene with several deer. I asked Debbie to borrow her diagram of the deer so Connie would have a front view also.

Look out. Here comes Rena. Her absolute great carving ability will likely improve. This last week she had her eyeballs ground (i.e. Cataract surgery) to fit new lenses. She has to wear some 'DORKEY glasses temporarily until her lens adjust to her eyes. Great to see your new skills.

Dave Osterlund is putting the finishing touches on his Mexican Santa, complete with a tall Cactus. His daughter, recipient, will paint it to her liking.

Allen Aldridge's wife has died after fighting cancer for 10 years. Our condolences are extended to Allen.

The last week of January 2024 I finished my Medusa. This carving started from a manzanita "ball". This ball had no roots, was about 8 inches in diameter with very bumpy growths at ground level, and very many branches above. I turned the branches into 20 snakes. The ball became a Page Boy hair do. I made shoulder from a Mayten tree. I used a Mayten because the branches stick out from the trunk at 90 degrees instead of the more normal 60 degrees so the neck would be vertical to the shoulders. The face is carved from California Bay Laurel. Each snake is different. Only two have fangs and one has human appearing teeth. Say what? Who knows what kind of snakes are on Medusa's head.

PREZ SEYS,

Prez. Alan

Calendar and Meeting Locations

Monday Meeting

10am to 2pm

The club will be meeting at the Los Gatos Adult Recreation center at 208 E. Main St. Room 206, Los Gatos, CA

Thursday Meeting

7pm to 9pm

bi-weekly.

Dave Osterlund will host meetings in his garage Contact Dave for the location of the meeting. Or visit our website and send a message.

contact@santaclaravalleycarvers.org

Other Opportunities at neighboring clubs

Monday 9:00 AM - 10:30 AM - Oregon Carvers weekly carving session (Zoom)

Thursday 10:00 AM - 11:30 AM - Tri-Valley (Pleasanton) wood carvers (Zoom)

March 4, 2024

Carving flowers from 10am to 2pm at Los Gatos Adult Recreation Center

April 14-20, 2024

Save the date for Oakhurst Woodcarvers Rendezvous at

Oakhurst Community Center – 39822 Road 425B Oakhurst, CA

May 11, 2024

To help in our interactive booth at the Scout O Rama held at History Park, San Jose, CA. Contact Dan Brady or Alan Huntzinger for more information

June 14 – July 7, 2024

Alameda County Fair at the County Fairgrounds in Pleasanton, CA The theme is "Summer Feelings" to enter go to

<https://annual.Alamedacountyfair.com> and click competition info.

Our Lobby Table for January



Items needed for display Table.

- | | |
|---|--|
| January - Chip carving. | July - Animals, birds, and fish |
| February – Spoons | August - Linoleum block carvings and prints. |
| March – St Patrick decorations | September - People, Vikings, Cowboys. |
| April – Bunnies, carved and pierced Eggs. | October - Halloween, Pumpkins, Witches. |
| May – Flowers and spring growth | November - Fall leaves, Thanksgiving. |
| June – Bark houses and driftwood | December - Winter scenes, Santa, Snowmen, Dreidels |

Our Carving Progress

Alan Huntszinger carves Medusa

This carving started from a manzanita "ball". This ball had no roots, was about 8 inches in diameter with very bumpy growths at ground level, and very many branches above. I turned the branches into 20 snakes. The ball became a Page Boy hair do. I made shoulder from a Mayten tree. I used a Mayten because the branches stick out from the trunk at 90 degrees instead of the more normal 60 degrees so the neck would be vertical to the shoulders. The face is carved from California Bay Laurel. Each snake is different. Only two have fangs and one has human appearing teeth. Say what? Who knows what kind of snakes are on Medusa's head.



Dave Osterlund almost finished carving his Mexican Santa complete with a cactus.




Jordan Makower's Linoleum Blocks

Wining Pierre Le Tigre (Atlantic City, NJ 1959)

This is a 4" x 6" linoleum block. In 1959, Atlantic City's Steel Pier hosted car shows, the diving horse, food exhibits, two movie theaters, live performances (vaudeville), and indoor carnival games (balloon darts, ring toss, milk bottle baseball throws, ...). Since Jordan won a stuffed tiger toy for her on the Steel Pier, Esther named it "Pier(re) Le Tigre".

Jordan only carves for a few hours, stopping before I make too many mistakes.

Jordan finds it difficult to show details on each of the tiny furry (?) stuffed toys in a small linoleum block. Each is between 1/4" - 1/2" wide. The Speedball #1 V- gouge is the narrowest tool he uses.



Santelli


This is a 2" x 3" linoleum block. Jordan used Santelli foils when he coached a high school team around 1975. The photo in the background is from an old video of George Santelli teaching people how to fence.

Santelli made several short instructional films in 1950. He used a ball on the tip of his foil, so that students could learn his subtle, deft movements involved in parrying an attack. Today's fencing techniques tend to be more acrobatic and utilize the intricacies of electronics; a swift flick of the wrist scores a point as contact is made with the opponent's vest.



Canoeing by Dingman's Falls, PA (-1990)

Some branches are in direct sunlight, some leaves are lit by sunbeams, wider leaves have greater access to the lake. Finer leaves indicate distance and shading from the trees. Canoe is partly reflected in shallow water. Linoleum doesn't allow fine- or closely spaced- lines.



To the Right is a photo of the inverted carved block.

Can you find: ?
The Moose
The Frog
Three sunbeams?

